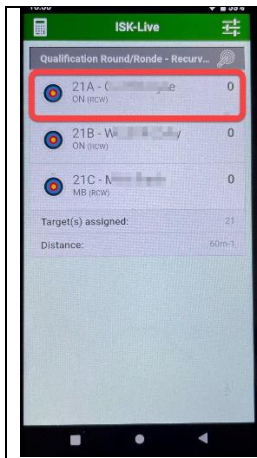
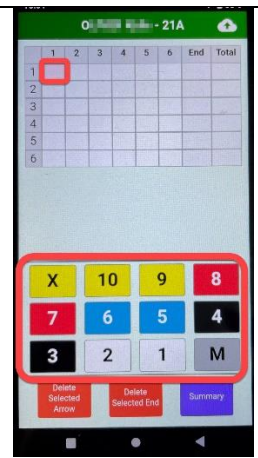



# How to use lanseo Scorekeeper LIVE app



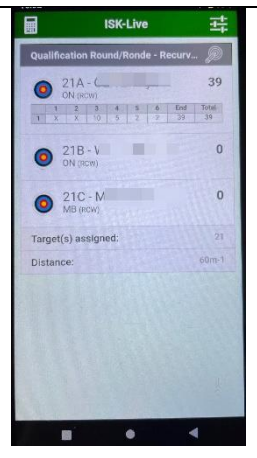
All the archers on your butt should be listed. Select the first archer to enter their scores.



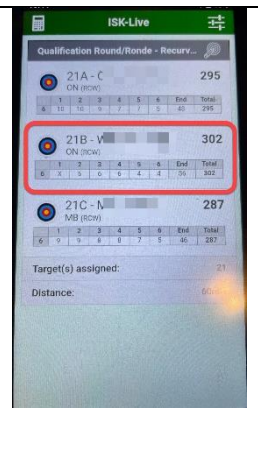
Enter the arrow values for the archer.



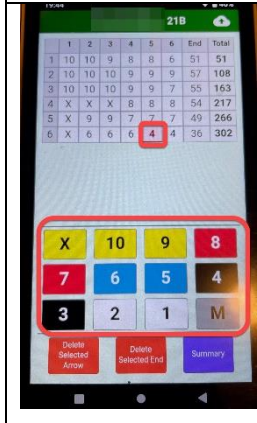
When you have entered the last value, the App will return to the main screen.



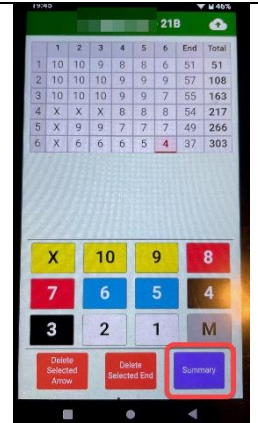
Now do the same for every archer.



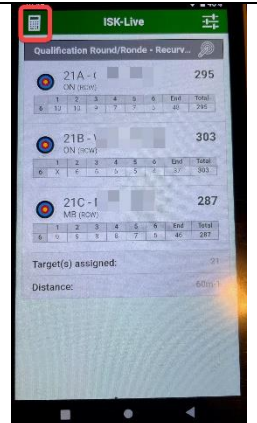
If you want to correct an arrow value, tap the archer to correct the arrow.



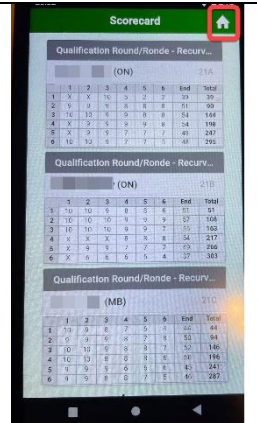
Highlight the arrow value you want to correct, and select the correct value.



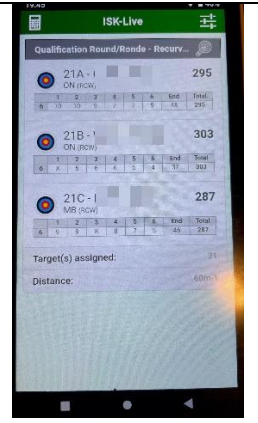
When you're done, tap the Summary button to return to the main screen.



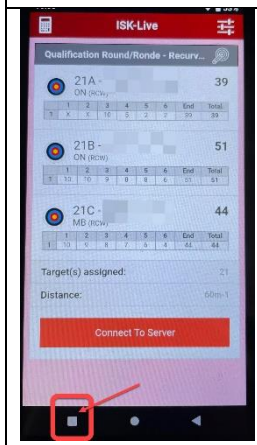
You can view the scorecards at any time by pressing the scorecard icon at top-left corner.



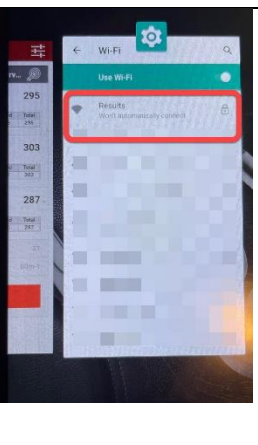
When you're done, press the Home icon in the top-right corner.



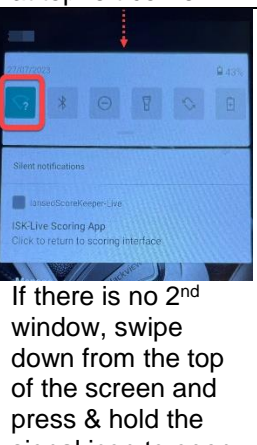
Main screen. Showing the 6<sup>th</sup> end, with end score, and total score.



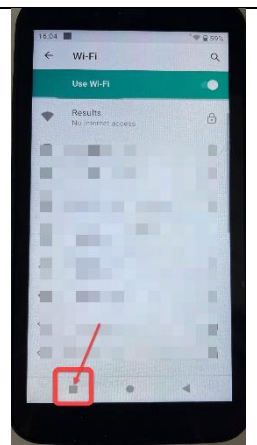
If you're screen is red, it has disconnect from the wifi. To reconnect, press the square in the bottom left.



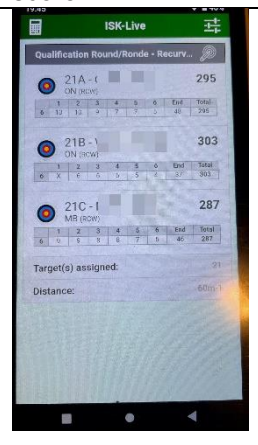
If a 2<sup>nd</sup> window is present, click on the Results wifi network to reconnect.



Wifi window. Click on the "results" network to reconnect.



Once the wifi has Connected, click the square in the bottom-left corner and return to the scoring app.



The screen should be back to Green. If it still is not Green, ask a Judge to call for help from the Results crew.